

# For Those Who Take MAGCOROL Powder 100 g

[You can watch the video via the QR code.]



## How to Dissolve

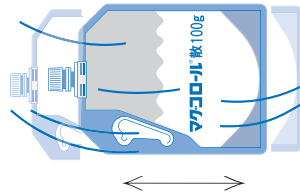
Stretch out the folds of the container and widen the bottom before filling with water.

①



Open the cap and fill in the container with water to the 500 mark.

②



Immediately after adding water, close the cap and shake the container well from side to side to fully dissolve the powder.

③




Add water up to the 1800 mark and shake the container gently.

\* Check on a flat surface that the container is filled with water to the 1800 mark.

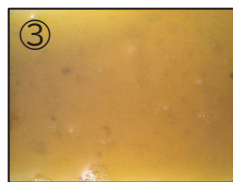

## How to Drink

- Take the whole dose cup by cup (about 200 mL per cup) slowly over about one hour.
- Take the dose by taking time especially if you are an older person.
- Do not take the dose alone.
- \* You will have the first bowel movement about one hour after starting to drink the dose.
- \* You will have bowel movements continuously five to eight times.
- \* Along with the frequency of bowel movements, the nature of stool will change from solid, muddy, and to watery.  
When the stool becomes a light-yellow and clear liquid (Nature of Stool ⑤), the large bowel has become clean.
- \* If the stool does not become a light-yellow and clear liquid, please inform us before undergoing the examination.


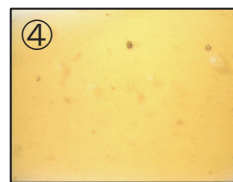
[Nature of Stool]



①  
Solid or muddy stool



③  
Watery stool



⑤  
Clear

## [Caution] Please contact us if you have experienced:

- No bowel movements either on the day before or before taking MAGCOROL Powder (in this case, do not take the dose and contact us);
- No bowel movements after taking a full dose of MAGCOROL Powder; or
- Any symptoms occurring while or after taking MAGCOROL Powder including:
  - ✓ Feel pain in the belly
  - ✓ Feel like throwing up
  - ✓ Threw up
  - ✓ Had bloody stool
  - ✓ Feel ill
  - ✓ Feel tired
  - ✓ Feel drowsy
  - ✓ Have skin redness
  - ✓ Got hives